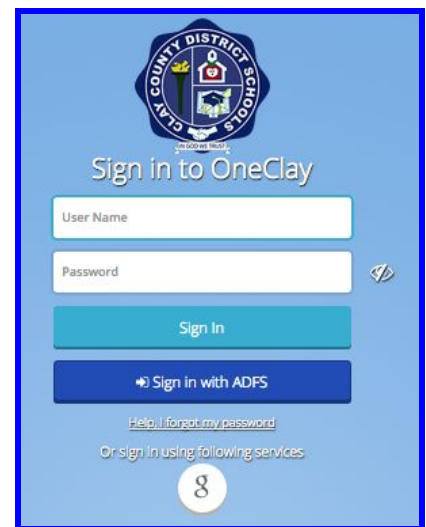




Accessing MIS Forms OneClay Portal School District of Clay County

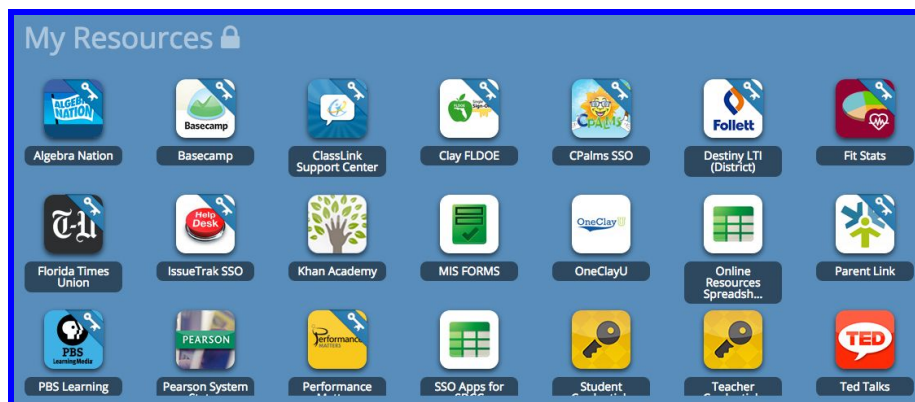

Login to the OneClay Portal

1. Open any browser (Google Chrome preferred).
2. Go to my.oneclay.net.
3. Type your User Name (network ID)
4. Type your Password (your network password)
5. Click Sign In.
6. You will now see your OneClay Portal Desktop.



My Resources

- Click on the My Resources Tile.
- A new window will open showing more tiles.



- Click on the MIS Forms tile.
- This will open a Google Folder.
- Choose the form that you want.

